



METRO TRANSIT
BRAND IDENTITY
& STYLE GUIDE

OUR GUIDING PRINCIPLES:

SERVICE EXCELLENCE

SAFETY

ENVIRONMENTAL RESPONSIBILITY

INNOVATION

TEAMWORK

COMMUNITY ORIENTATION

FINANCIAL RESPONSIBILITY





OUR MISSION:

We at Metro Transit deliver environmentally sustainable transportation choices that link people, jobs and community conveniently, consistently and safely.

Metro Transit Brand Standards

The brand standards in this guide have been devised to ensure that Metro Transit remains true to its core values and to the people, products and services the company represents.

Use this information to protect the Metro Transit brand in all applications, in all market segments and across every geography. Please read these guidelines carefully, implement them faithfully and partner with Metro Transit Creative Services for support in harnessing this tool to consistently portray the power of the Metro Transit brand as an important business asset.

A consistent, clear brand identity not only gives us strong recognition among our customers and potential riders but also presents a professional image that helps the public, stakeholders, business partners and legislators view Metro Transit as a valuable community asset.

Contact

If you have questions about use of the Metro Transit logo or need help incorporating branding into a project, contact 612-349-7671.

Specific style guides for signage, vehicle graphics and web are available on MetNet.

Table of Contents

BRAND STRATEGY.....	1	BRAND FAMILY.....	18
IDENTITY ELEMENTS	2	◦ Regional Transit Brands.....	18
◦ Service Mark	2	◦ METRO System	19
◦ Service Mark Usage.....	3	◦ Go-To Payment System	25
◦ Metro Transit Logo.....	4	APPLICATION DESIGN	26
◦ Acceptable Uses.....	6	◦ Considerations	26
◦ Contact Information	7	◦ PowerPoint	27
◦ Color.....	9	◦ Other	28
◦ Circle "T" Icon.....	13		
◦ Icons	14		
◦ Typography	15		
◦ Trademarks.....	16		
◦ Imagery	17		

Brand Strategy

The Metro Transit brand is one of our most important business assets.

A strong Metro Transit brand influences preference and loyalty in customers—key for retaining and building ridership. By managing our brand identity consistently and fluidly, we protect and grow our ability to build ridership and increase revenue.

The Metro Transit brand experience

Our brand is the sum of our customers' experiences. This experience is created through our performance, responsiveness, support and reputation.

By consistently demonstrating a better understanding of our customers' motivations in our communications, we make good on our promise to "go beyond the expectations of our customers to deliver a convenient, comfortable and dependable experience."

Identity Elements

Service Mark

What is a service mark?

A service mark (like a trademark) is a word, phrase, symbol, logo, etc., that identifies one's brand of service and distinguishes it from the services of others.

The Metro Transit brand is what distinguishes our services from other transportation services.

Why is a service mark so important?

A service mark identifies and protects a service and must be used continuously and consistently to maintain its legal standing.

How to use the service mark.

To help protect and maintain the Metro Transit service mark, we ask that you observe the following guidelines when listing Metro Transit in any advertising literature, displays and signs, promotional items or business documents, correspondence and promotional items.

Service Mark Usage

Never add an "s" to the Metro Transit name.

✓ **Right:** Metro Transit offers a reliable, environmentally sustainable transportation method.

✗ **Wrong:** All Metro Transits provide a safe and secure environment for our customers.

When the Metro Transit brand is used in text, it is always used as two capitalized words, never abbreviated.

✓ **Right:** Metro Transit

✗ **Wrong:** Metrotransit, MetroTransit, metrotransit, metro transit, Metro-Transit, Met Transit, MT

Any Metro Transit phone number should always be separated with dashes, never with periods, spaces or brackets.

✓ **Right:** 612-373-3333

✗ **Wrong:** (612)373-3333, 612.373.3333, 612 373 3333

The web address in text, the web address is always lowercase and without the "www."

✓ **Right:** metrotransit.org

✗ **Wrong:** www.metrotransit.org, WWW.METROTRANSIT.ORG, www.MetroTransit.org

Care should be taken to avoid including lengthy URLs in print. If you need to easily direct a large number of people to a specific page, contact Creative Services who can provide a shortened URL.

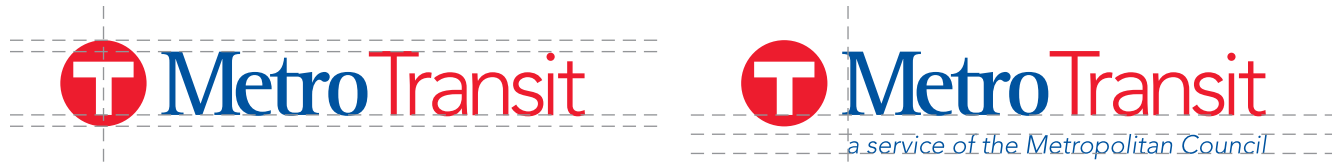
✓ **Right:** metrotransit.org/register

✗ **Wrong:** https://store.metrotransit.org/registerfarecard.aspx

Metro Transit Logo

The Metro Transit logo is the single most visible symbol of our company. You are expected to preserve its value as a brand and trademark with correct and consistent usage.

It is crucial to use our logo correctly and consistently to ensure the visual impact and overall integrity are not compromised or diluted. The size of the logo may be changed as required, provided that its original proportions are maintained. See the list of DOs and DON'Ts in using the logo, followed by illustrated examples.



 Current downloadable logo files are located on metrotransit.org/images

To secure legibility and impact, the Metro Transit logo should be surrounded by a minimum percentage of clear space equal to the x-height of the lowercase letters in the logo. This area separates the logo from other elements, such as headlines, text, imagery and the edge of the document. Too little space can lead to confusion between the logo and outside elements, resulting in difficulties with legibility and communication.



To preserve legibility, the Metro Transit logo should never be scaled smaller than 1.375".

When accompanied by the tag line, the minimum scale size is 1.75".



Acceptable Uses for the Metro Transit Logo

DO

- Use the appropriate file format for your specific application (see page 16 for examples).
- Produce the logo from approved electronic artwork.

DON'T

- Condense, expand, or otherwise distort it beyond its original proportions.
- Attempt to redraw or alter the symbol.
- Change the colors of the logo to anything non approved.
- Use other typefaces or alter the typeface defined for the logotype.
- Use logo after "Metro Transit."
- We no longer use the tag line, "Hop on."



Contact Information

Full logo

When the full logo needs to be accompanied with the URL and/or phone number on marketing materials, the information can be stacked below the logo. In this example, the width of the logo is 1.75" and the contact information is typeset at 10 pt Avenir 55 Roman in the color Transit Blue.



Circle "T" icon

When there is limited space, the circle "T" icon with a URL is an accepted use of showing our logo and URL together.



Color

Color Palette

Color is among the strongest elements of any visual system, providing a recognizable brand cue. Metro Transit uses a primary palette of three colors—blue, red and yellow—that convey energy and reliability.



Transit Blue

PMS 287

RGB: 0/83/160

CMYK: 100/72/0/6

HEX: 0053A0



Transit Red

PMS 485

RGB: 237/27/46

CMYK: 0/100/91/0

HEX: ED1B2E



Transit Gold

PMS 116

RGB: 255/210/0

CMYK: 0/16/100/0

HEX: FFD200



white

2-color Logo

The PMS 2-color logo is the preferred logo treatment.



PMS 287

PMS 485

4-color Logo

Use this logo when printing 4-color process



c100 m72 y0 k6

c0 m100 y91 k0

1-color Logo

The PMS 1-color logo is to be used only when the 2-color and 4-color logos cannot be used.



100% Black



Reversed out of 100% Black



Reversed out of PMS 287



Reversed out of PMS 485

2-color Logo Exception

The 2-color logo can be semi-reversed on top of the listed colors below. This logo retains the red "T" icon, with the rest of the logo reversed to 100% white.



Reversed out of 100% Black with Transit Red icon



Reversed out of Transit Blue with Transit Red icon



Reversed out of Transit Gold

Color Usage

The 2-color logo should be reproduced only on a white or very light background. Do not set the logo on a background that overpowers the logo. Follow the guidelines on the previous page for the 1-color logo.



Right



Wrong



Right

Circle "T" Icon

Acceptable Uses for Stand Alone Icon

The Circle "T" is the single most important icon that represents Metro Transit. It has become a regionally recognizable symbol for public transportation in the Twin Cities metro area—seen on buses, trains, signs, shelters and facilities. It is crucial to use the mark correctly and consistently.

Approved uses:

- May tastefully be used as an additional graphical element on printed materials, signs or building facades. If possible, the whole Metro Transit logo must also be present.
- May use to represent Metro Transit facilities on a map.

DO

- Use the appropriate file format for your specific application (see page 16 for examples).
- Produce the logo only from approved electronic artwork.




DON'T

- Condense, expand, or otherwise distort it beyond its original proportions
- Attempt to recreate the symbol or use a font for the "T"
- Change the colors of the logo to anything non approved.



Icons

The Metro Transit icon set is used to easily identify our specific services in promotional items, routes and maps. The color palette guidelines apply when incorporating these into documents and should never be recreated or modified.



Typography

Typography is an essential component of the Metro Transit brand. A disciplined use of typographic standards helps maintain a strong and effective brand identity. Typography standards also add consistency to Metro Transit communications in all forms. The preferred typeface for use in Metro Transit online and printed documents is **Avenir**. This is a paid-licensed font and cannot be distributed freely. Metro Transit will not provide the font files.

Avenir Book / Book Oblique

abcdefghijklmnopqrstuvwABCDEFGHIJKLMNOPQRSTUVWXYZ
abcdefghijklmnopqrstuvwABCDEFGHIJKLMNOPQRSTUVWXYZ

Avenir Roman/ Oblique

abcdefghijklmnopqrstuvwABCDEFGHIJKLMNOPQRSTUVWXYZ
abcdefghijklmnopqrstuvwABCDEFGHIJKLMNOPQRSTUVWXYZ

Avenir Medium/ Medium Oblique

abcdefghijklmnopqrstuvwABCDEFGHIJKLMNOPQRSTUVWXYZ
abcdefghijklmnopqrstuvwABCDEFGHIJKLMNOPQRSTUVWXYZ

Avenir Heavy/ Heavy Oblique

abcdefghijklmnopqrstuvwABCDEFGHIJKLMNOPQRSTUVWXYZ
abcdefghijklmnopqrstuvwABCDEFGHIJKLMNOPQRSTUVWXYZ

Avenir Black/ Black Oblique

abcdefghijklmnopqrstuvwABCDEFGHIJKLMNOPQRSTUVWXYZ
abcdefghijklmnopqrstuvwABCDEFGHIJKLMNOPQRSTUVWXYZ

Trademarks

Metro Transit Logo

The Metro Transit logo is a registered trademark of the Metropolitan Council.

This trademark may not be used in connection with any product or service not belonging to Metro Transit, in any manner likely to cause confusion among customers, or in any manner that disparages or discredits Metro Transit.

Recommended File Formats

To achieve optimum reproduction quality of the Metro Transit logo, please refer to the chart to the right to determine which file format is best suited for your application.

<i>Application</i>	<i>File Format</i>
Viewable files only	.pdf
Word®	.png
Excel®	.png
Powerpoint®	.png
Web	.svg
Illustrator®	.ai
Photoshop®	.psd
InDesign®	.ai



Current downloadable logo files are located on metrotransit.org/images

Imagery

Images provided by Metro Transit may not be used in any manner likely to cause confusion among customers, or in any manner that disparages or discredits Metro Transit. Images may not be modified in any manner that substantially alters the content, subject or meaning of the image.







Any use of an image must be accompanied by a photo credit to “Metro Transit.”



Current downloadable files are located on [flickr.com/photos/metrotransitm](https://www.flickr.com/photos/metrotransitm)

Brand Family

Metropolitan Council Regional Transit Brands

Service Type	Name	Logo
LRT & BRT	METRO	
Local, Limited, Express Bus	Metro Transit	
Commuter Rail	Metro Transit Northstar	
Regional ADA	Metro Mobility	
Regional Dial-A-Ride	Transit Link	
Regional Vanpool	Metro Vanpool	

Note: All use the regional transit blue and red.

METRO System

METRO Brand and Logos

The METRO system is a regional network of transitways that offer frequent, all-day service between stations with enhanced amenities. The METRO brand supercedes the “operating service brand” (i.e. Metro Transit or MVTA).

The METRO logo is made up of the Circle “T” icon and METRO in all caps. The elements are vertically centered. Do not recreate the logo with any other font or use a shortened version of the Metro Transit logo. In writing, METRO should always be in uppercase.

The METRO logo can be used when referring to the entire system of lines and should appear on a white or yellow background. When not possible, a reverse logo may be used.



Preferred CMYK logo



Reversed out on dark background —
special circumstances only

Color Palette

The METRO brand uses the regional colors of blue, yellow and red. In addition, each METRO light-rail and highway bus rapid transit line is assigned a specific color and the lettered lines (arterial bus rapid transit) are assigned a singular gray color. The Blue Line, Red Line and Gold Line use the regional transit blue, red and gold (yellow). The Green Line and Orange Line add their own unique swatch to the color palette. Only these colors are to be used to represent the colored METRO lines.



Blue Line

Transit Blue

PMS 287

RGB: 0/83/160

CMYK: 100/72/0/0

HEX: 0053A0



Red Line

Transit Red

PMS 485

RGB: 237/27/46

CMYK: 0/100/91/0

HEX: ED1B2E



Green Line

METRO Green

PMS 348

RGB: 0/130/68

CMYK: 97/23/100/10

HEX: 008144



Orange Line

METRO Orange

PMS 151

RGB: 246/139/31

CMYK: 0/55/100/0

HEX: F68A1E



Gold Line

Transit Gold

PMS 116

RGB: 255/210/0

CMYK: 0/16/100/0

HEX: FFD200



Lettered Lines

METRO Gray

PMS 430

RGB: 122/134/144

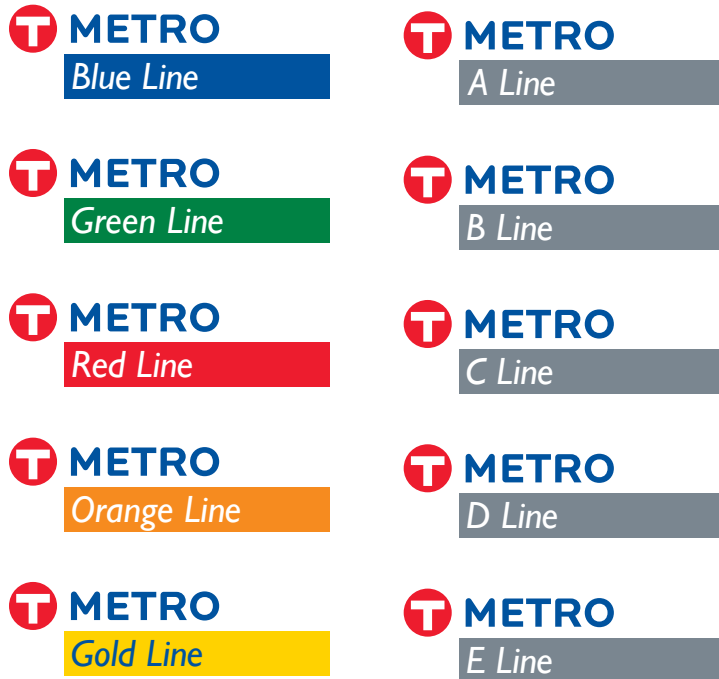
CMYK: 55/40/35/5

HEX: 7A8690

Individual METRO lines

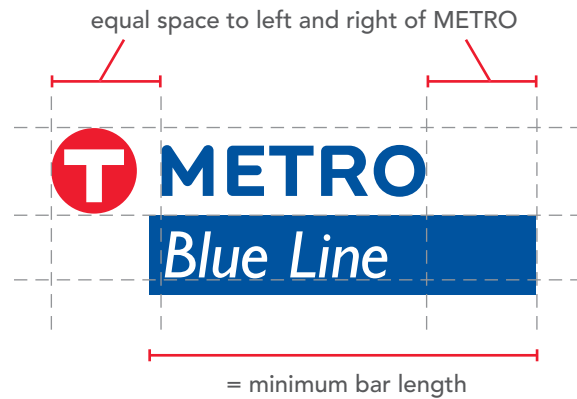
Individual METRO lines are named by colors and have their own logos made up of the METRO logo plus a color bar with the line name. All METRO line logos are available as artwork and should not be recreated.

Note: The “line” name is in Gill Sans Italic font and should be sized and spaced as shown above.



Minimum Bar Length

METRO line logos must have a minimum bar length to balance the logo. The minimum length is determined by having an equal space to the left and right of the word "METRO".



Stacked METRO Line Logos

The stacked logo should be used whenever possible for specific METRO lines. In addition multiple line names can be stacked in combination if necessary (e.g. on shared signage or brochures).



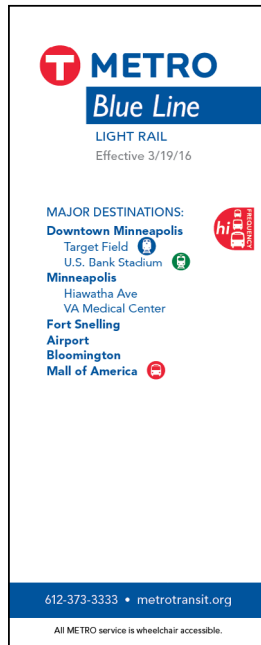
Side by Side METRO Line Logo

An optional horizontal side-by-side version may be used in special circumstances when there is not enough vertical layout space.







Accepted Uses of METRO Line Logos

The logo should be used on a white background, and placement should be along the right edge with the bar bleeding off the page. The bar length may be adjusted for layout balance.



T METRO
Blue Line
LIGHT RAIL
Effective 3/19/16

MAJOR DESTINATIONS:

- Downtown Minneapolis**
Target Field 
U.S. Bank Stadium 
- Minneapolis**
Hiawatha Ave 
VA Medical Center
- Fort Snelling**
- Airport**
- Bloomington**
- Mall of America** 

612-373-3333 • metrotransit.org

All METRO service is wheelchair accessible.




Effective Date: 12/7/19

METRO Fares & Frequency



T METRO

- Blue Line** 
- Green Line** 
- Red Line** 
- A Line** 
- C Line** 

Go-To Payment System

Go-To Brand and Logos

The Go-To brand is the regional electronic fare system. The Go-To logo is found on all Go-To Cards and Passes, card validators and associated informational materials. The full Go-To logo should be used whenever possible.



1-color Exceptions

If the logo cannot be printed in full color or needs to be simplified to use at a very small size (e.g. used on maps for indicating Go-To Card retailers), the following logos may be used.



Go-To Green

CMYK = 40/0/90/0



Transit Blue



Black



Reverse – limited use

Application Design

Considerations

When looking for images, be sure to consider the tone and feeling we want to establish.

Design - clean, modern, vibrant, accessible

Text/Tone - intelligent, direct, caring, good value

Photography - should reflect current fleet, technology, include people and ensure a mixture of diversity representative of the Twin Cities

PowerPoint

The Metro Transit PowerPoint template is to be used with all presentations representing the brand. There is a standard and a wide-screen option. Access council templates from your PowerPoint application. Click on New, My Templates, then the Council Tab.

Guidelines for PowerPoint presentations:

- Never place anything in the blue bar (text, images)
- Leave clear space below the blue bar (do not put headlines directly inside or directly below the bar)
- Follow the font guidelines (Avenir and Arial)
- Use at least 20-point font
- Use only 4-5 points per slide; use a different point sizes for main points and supporting points
- CAPITALIZE only when necessary
- Try to not use more than three images per slide
- Do not place images or text over or abutting the logo in the lower right



Other

Metro Transit employees should use officially branded materials whenever conducting agency-sanctioned business.

Please follow Metro Transit templates or follow the guidelines in this manual when developing any materials that will use the Metro Transit brand. Some examples would include:

- Email Signature
- Promotional Items
- Uniforms
- Badges
- Letterhead
- Business Cards



METRO TRANSIT

560 Sixth Avenue North

Minneapolis, MN 55411

612-373-3333

metrotransit.org